

In Three Formats:

Google Slides, PPT, & PDF

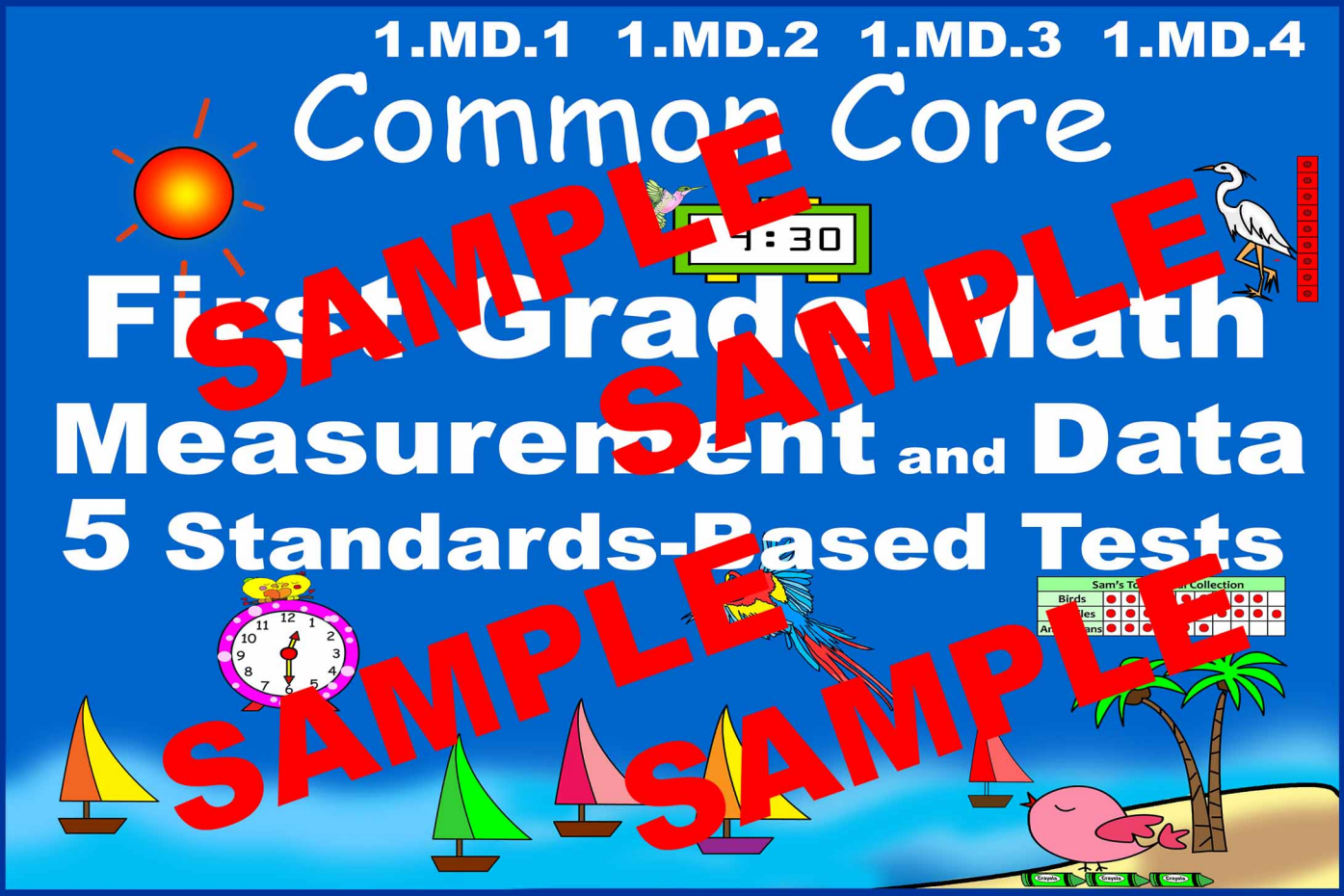
1.MD.1 1.MD.2 1.MD.3 1.MD.4

Common Core

First Grade Math

Measurement and Data

5 Standards-Based Tests



Birds									
Wheels									
Animals									

Prep Free! Ready to Use! Independent!

Table of Contents

1. [Assessment 1.MD.1](#)
2. [Assessment 1.MD.2](#)
3. [Assessment 1.MD.1-2](#)
4. [Assessment 1.MD.3](#)
5. [Assessment 1.MD.4](#)

COVER ALL COMMON CORE STANDARDS in MEASUREMENT AND DATA.

Google Slides Version

First Grade Math Measurement and Data

1.MD.1 - 4 Tests



Table of Contents

1. Assessment 1.MD.1
2. Assessment 1.MD.2
3. Assessment 1.MD.3
4. Assessment 1.MD.4
5. Answer Sheet

1.MD.1 Assessment

Directions: Write 1, 2, 3 to order the objects by length.

Order the objects from shortest to longest.

Order the objects from longest to shortest.

Answer Sheet 1.MD.1 Assessment

Directions: Write 1, 2, 3 to order the objects by length.

Order the objects from shortest to longest.

1

2

3

1.MD.2 Assessment

Directions: Drag and drop to measure each object by length with . Fill the blanks.

1 about

2

3

Answer Sheet 1.MD.2 Assessment

Directions: Drag and drop to measure each object by length with . Fill the blanks.

1 about

2

3

1.MD.1 & 2 Assessment

Directions: Drag and drop to measure each object by length. Write 1, 2, 3 to order them from shortest to longest. Fill the blanks.

Object to measure horizontally

Object	Order	Length in
	<input type="text"/>	<input type="text"/>
	<input type="text"/>	<input type="text"/>
	<input type="text"/>	<input type="text"/>

Answer Sheet 1.MD.1 & 2 Assessment

Directions: Drag and drop to measure each object by length in . Write 1, 2, 3 to order them from shortest to longest. Fill the blanks.

Object to measure horizontally

Object	Order	Length in
	2	5
	1	2
	3	6

1.MD.3 Assessment

Directions: Solve problem 1, 3 and 4 by dragging and dropping the images. Solve problem 2 by filling the blanks.

1 Which clock shows 9:30?

2 Write the time.

3 Show 3:00.

4 Show 12:30.

Answer Sheet 1.MD.3 Assessment

Directions: Solve problem 1, 3 and 4 by dragging and dropping the images. Solve problem 2 by filling the blanks.

1 Which clock shows 9:30?

2 Write the time.

3 Show 3:00.

4 Show 12:30.

1.MD.4 Assessment

Sort the animals. Drag and drop the dots to record the fish, and mammals. Fill the blanks.

Animals in the Zoo

Animals	Insects	Fish	Mammals
	<input type="text"/>	<input type="text"/>	<input type="text"/>
	<input type="text"/>	<input type="text"/>	<input type="text"/>
	<input type="text"/>	<input type="text"/>	<input type="text"/>

How many fewer insects are there than fish?

How many more mammals are there than insects?

How many animals are there in all?

Answer Sheet 1.MD.4 Assessment

Sort the animals. Drag and drop the dots to record the insects, fish, and mammals. Fill the blanks.

Animals in the Zoo

Animals	Insects	Fish	Mammals
	3	5	8
	2	3	4
	1	2	3

How many fewer insects are there than fish?


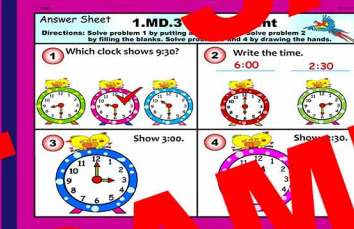
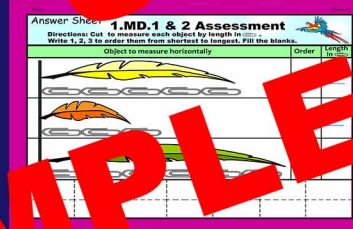
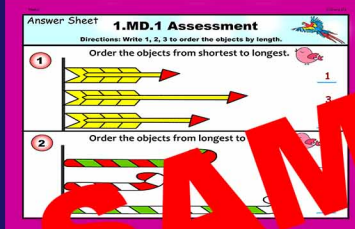
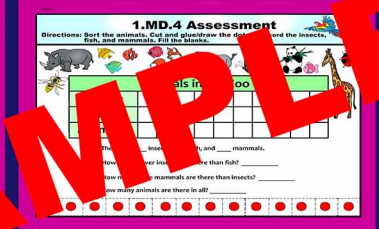


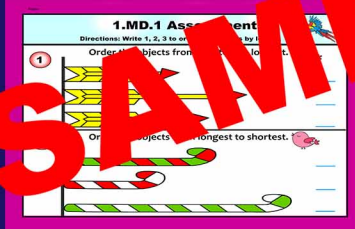

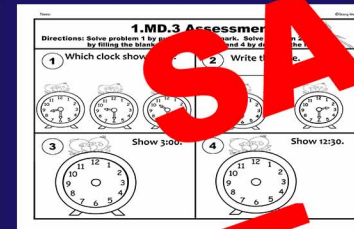

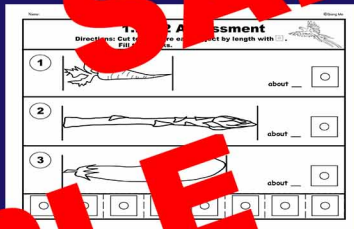
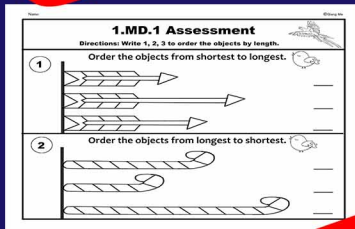

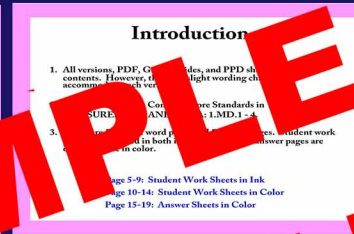
How many more mammals are there than insects?

How many animals are there in all?

PDF Version

First Grade Math Measurement and Data

1.MD.1 - 4 Tests



Term of Use

**Copyright @Qiang Ma
All rights reserved by the author.**

Credits

I draw all the clipart myself for all the products in my store.

Qiang Ma



Let children be engaged, challenged, and shine!

*Thank you
for using this lesson!*