



Coordinate Graphing MLB

Include 1st Quadrant and 4 Quadrants





Math is fun! Graphing is fun!



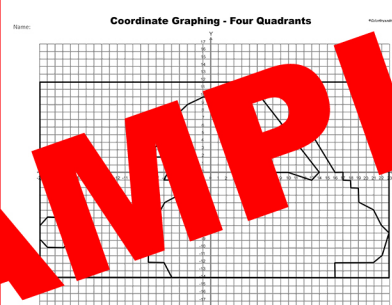

ColorDreamStudio

First Quadrant Worksheet



Coordinate Plane - 1st Quadrant: MLB
Directions: Use the coordinates (ordered pairs) on the list to graph a MLB picture for MLB. Plot each point, and then connect it to the next point. Color it.

START	START	START
(0,30)	(17,4)	(31,30)
(0,4)	(16,6)	(30,18)
(45,0)	(14,6)	(30,18)
(45,30)	(14,9)	(30,17)
(0,30)	(15,12)	(40,17)
STOP	(16,14)	(40,16)
START	(18,15)	(41,16)
(0,11)	(18,17)	(41,14)
(1,12)	(16,17)	(43,13)
(1,12)	(17,19)	(44,11)
(4,11)	(17,20)	(45,10)
(4,9)	(13,20)	(44,7)
(18,8)	(17,23)	(43,6)
(1,8)	(17,25)	(38,6)
(0,9)	(19,27)	(38,4)
STOP	(21,28)	STOP
	(28,28)	
	(28,20)	
	(27,20)	
	(27,18)	
	(22,18)	
	(17,17)	
	(16,1)	



Coordinate Plane - 4 Quadrants: MLB
Directions: Use the coordinates (ordered pairs) on the list to graph a MLB picture for MLB. Plot each point, and then connect it to the next point. Color it.

START	START	START
(22,12)	(5,14)	(9,12)
(22,14)	(4,22)	(16,9)
(23,14)	(8,22)	(17,9)
(23,12)	(8,9)	(17,1)
(22,12)	(17,4)	(18,1)
STOP	(19,2)	(18,2)
START	(19,2)	(19,4)
(22,7)	(4,3)	(21,5)
(21,4)	(4,1)	(22,7)
(19,4)	(5,1)	(23,8)
(18,7)	(19,10)	(22,11)
(18,9)	(21,10)	(21,12)
(19,10)	(22,10)	(6,12)
(22,9)	(22,9)	(5,14)
STOP	STOP	STOP

