Coordinate Graphing

Include 1st Quadrant & 4 Quadrants

Pumpkin Pie

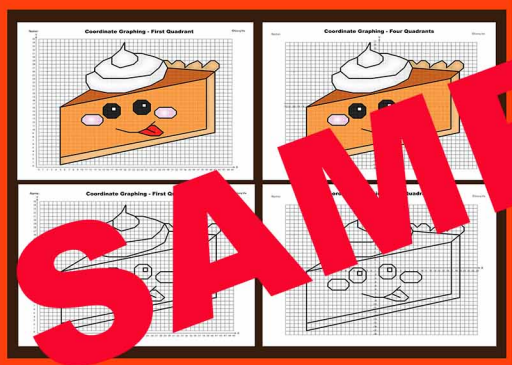

Learning Math through Fun Activities

Qiang Ma

©Qiang Ma

Coordinate Plane – 1st Quadrant: Pumpkin Pie

Directions: Use the coordinates (ordered pairs) on the list to graph a picture. Plot each point, and then connect it to the next point. Color it.

START	START	START	START	START	START
(17,16)	(23,18)	(28,16)	(25,10)	(30,27)	(17,30)
(18,16)	(25,18)	(31,16)	(27,9)	(41,26)	(15,29)
(18,15)	(26,17)	(32,15)	STOP	(42,27)	(13,27)
(17,15)	(26,15)	(32,14)		(42,28)	(13,26)
(17,16)	(25,14)			(41,29)	(15,24)
STOP	(23,14)			(40,29)	(20,24)
	(22,15)			(38,27)	(26,25)
	(22,17)		(5,16)	(38,28)	(28,27)
	(23,18)		(5,0)	(37,29)	(29,29)
	STOP			(35,28)	(27,30)
			(9,24)	(34,27)	(24,31)
		START	(5,16)	(34,28)	(22,31)
		(18,10)	STOP	(33,29)	(23,30)
		(21,9)		(32,29)	(23,29)
		(23,9)		(31,28)	(22,28)
		(25,10)		(30,29)	(19,27)
		(27,12)	START	(29,29)	(17,28)
		STOP	(5,2)	(30,27)	(17,30)
			(39,10)	(29,24)	(19,32)
			(39,24)	(26,22)	(34)
				(20,2	
				(16,2	
				(12,2	
				(11,2	
				(11,2	
				(13,2	
START		START		STOP	
(24,17)		(26,8)			
(25,17)		(23,9)			
(25,16)		STOP			
(24,16)					
(24,17)					
STOP					

©Qiang Ma

Coordinate Plane – Four Quadrants: Pumpkin Pie

Directions: Use the coordinates (ordered pairs) on the list to graph a picture. Plot each point, and then connect it to the next point. Color it.

START	START	START	START	START	START
(-5,-1)	(1,1)	(6,-1)	(3,-7)	(8,10)	(-5,13)
(-4,-1)	(3,1)	(9,-1)	(5,-8)	(19,9)	(-7,12)
(-4,-2)	(4,0)	(10,-2)	STOP	(20,10)	(-9,10)
(-5,-2)	(4,-2)	(10,-3)		(20,11)	(-9,9)
(-5,-1)	(3,-3)	(9,-4)		(19,12)	(-7,7)
STOP	(1,-3)	(6,-4)		(18,12)	(-2,7)
	(0,-2)	(5,-3)	START	(16,10)	
	(0,0)	(5,-2)	(-10,4)	(16,11)	
	(1,1)	(6,-1)	(-17,-1)	(15,12)	
START	STOP	STOP	(17)	(13,11)	
(-6,0)				(12,10)	
(-4,0)				(12,11)	
(-3,-1)				(11,12)	
(-3,-3)				(10,12)	
				(9,11	(4
					(0,
					(-3,10)
					(-5,11)
				(8,10)	(-5,13)
		(3,-7)	START	(7,7)	(-3,15)
		(5,-5)	(-17,-15)	(4,5)	(-2,17)
		STOP	(17,-7)	(-2,3)	(-2,15)
			(17,7)	(-6,3)	(0,14)
			STOP	(-10,4)	STOP
START		START		(-11,6)	
(2,0)		(4,-6)		(-11,8)	
(3,0)		(5,-6)		(-9,9)	
(3,-1)		(7,-8)		STOP	
(2,-1)		(6,-9)			
(2,0)		(4,-9)			
STOP		(1,-8)			
		STOP			

Name:

Coordinate Graphing - First Quadrant

©Qiang Ma

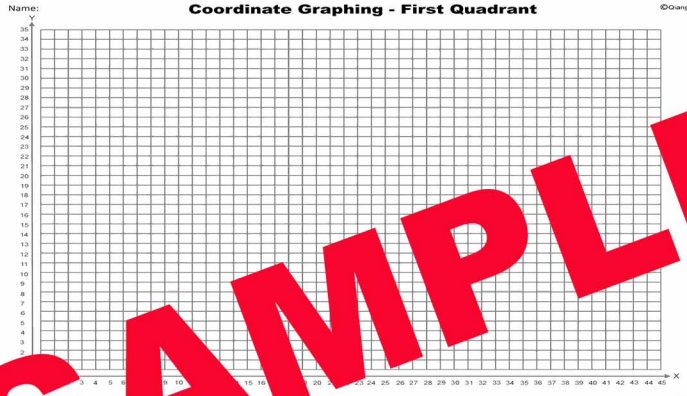

Name:

Coordinate Graphing - Four Quadrants

©Qiang Ma

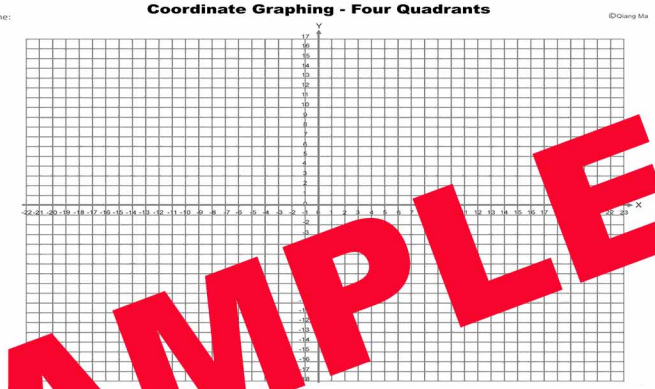

Name:

Coordinate Graphing - First Quadrant

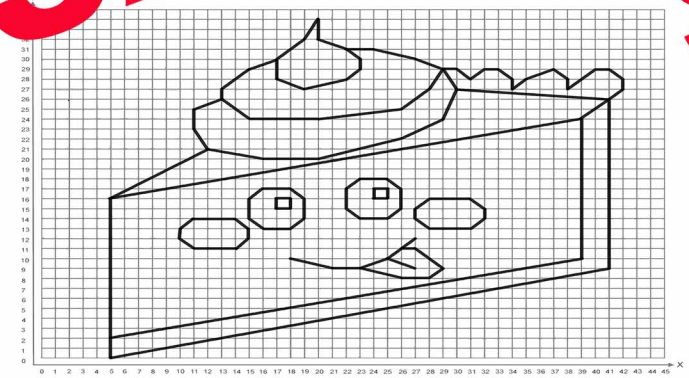

Name:

Coordinate Graphing - First Quadrant

©Qiang Ma



Name:

Coordinate Graphing - Four Quadrants

©Qiang Ma



Coordinate Graphing - Four Quadrants

©Qiang Ma

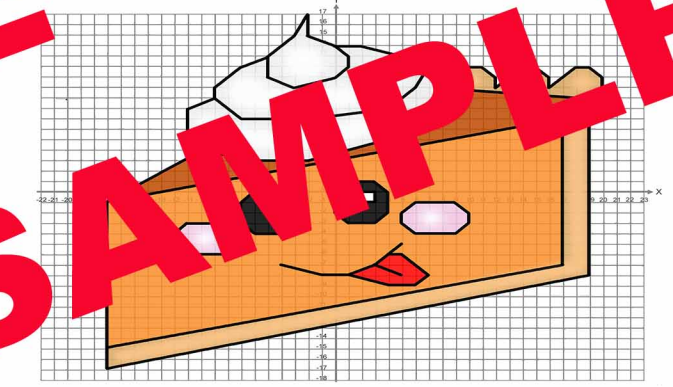

SAMPLE

Term of Use

Copyright © Qiang Ma

All rights reserved by the author.

Credits

I draw all the clipart myself for all the products in my store.

Thank you so much and I hope you enjoy this lesson.