


**SAMPLE SAMPLE SAMPLE SAMPLE SAMPLE SAMPLE SAMPLE SAMPLE SAMPLE SAMPLE**

### Coordinate Graphing

Include 1st Quadrant & 4 Quadrants

#### Summer Olympic Sports

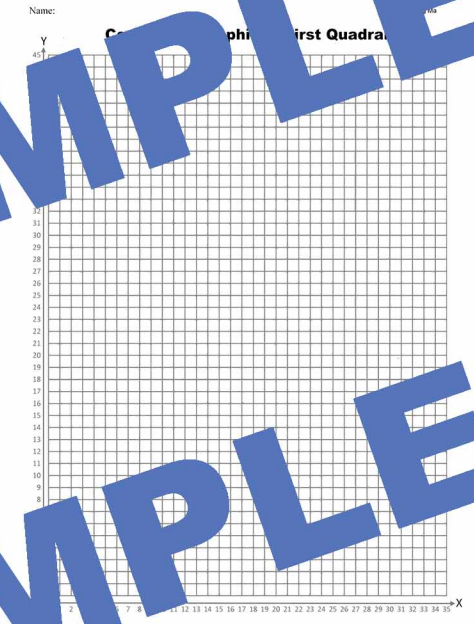
#### Cycling



Learning Math through Fun Activities

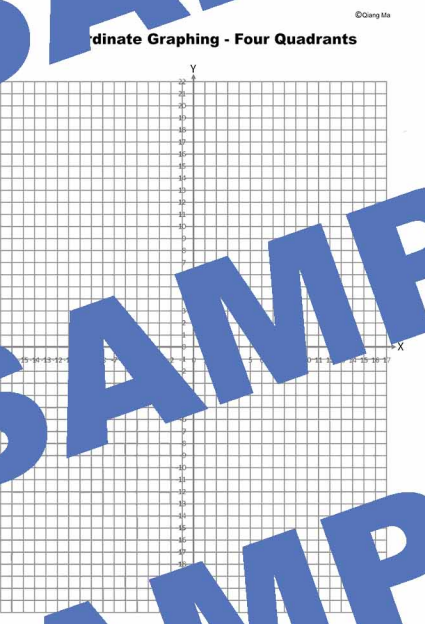
Name: \_\_\_\_\_

### Coordinate Graphing - First Quadrant




Name: \_\_\_\_\_

### Coordinate Graphing - Four Quadrants




Name: \_\_\_\_\_

### Coordinate Graphing - First Quadrant



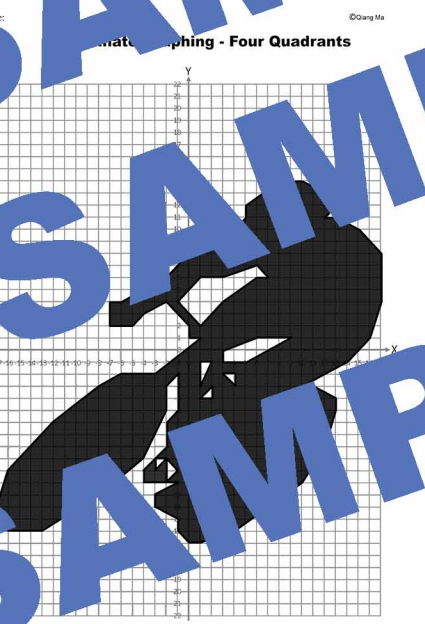
Name: \_\_\_\_\_

### Coordinate Graphing - First Quadrant




Name: \_\_\_\_\_

### Coordinate Graphing - Four Quadrants



Name: \_\_\_\_\_

### Coordinate Graphing - Four Quadrants



Name: \_\_\_\_\_

### Coordinate Plane - 1st Quadrant: Basketball

Directions: Use the coordinate pairs to graph a picture of a basketball player. Color the picture.

STOP

(0,0)	(10,10)	(10,0)	(0,18)
(1,1)	(18,10)	(11,1)	(0,20)
(2,2)	(18,12)	(12,2)	(2,22)
(3,3)	(18,14)	(13,3)	(6,23)
(4,4)	(20,15)	(14,4)	(8,23)
(5,5)	(20,17)	(15,5)	(10,23)
(6,6)	(20,19)	(16,6)	(10,24)
(7,7)	(22,21)	(17,7)	(11,25)
(8,8)	(22,23)	(18,8)	(11,26)
(9,9)	(22,25)	(19,9)	(11,28)
(10,10)	(24,27)	(20,10)	(12,28)
(11,11)	(24,29)	(21,11)	(14,28)
(12,12)	(24,31)	(22,12)	STOP
		(23,13)	
		(24,14)	
		(25,15)	
		(26,16)	
		(27,17)	
		(28,18)	
		(29,19)	
		(30,20)	
		(31,21)	
		(32,22)	
		(33,23)	
		(34,24)	
		(35,25)	

Name: \_\_\_\_\_

### Coordinate Plane - Four Quadrants: Basketball

Directions: Use the coordinate pairs to graph a picture of a basketball player. Color the picture.

STOP

(0,0)	(7,7)	(-7,-7)	(-13,-5)
(1,1)	(8,8)	(-8,-8)	(-15,-5)
(2,2)	(9,9)	(-9,-9)	(-17,-5)
(3,3)	(10,10)	(-10,-10)	(-19,-5)
(4,4)	(11,11)	(-11,-11)	(-21,-5)
(5,5)	(12,12)	(-12,-12)	(-23,-5)
(6,6)	(13,13)	(-13,-13)	(-25,-5)
(7,7)	(14,14)	(-14,-14)	(-27,-5)
(8,8)	(15,15)	(-15,-15)	(-29,-5)
(9,9)	(16,16)	(-16,-16)	(-31,-5)
(10,10)	(17,17)	(-17,-17)	(-33,-5)
(11,11)	(18,18)	(-18,-18)	(-35,-5)
(12,12)	(19,19)	(-19,-19)	(-37,-5)
(13,13)	(20,20)	(-20,-20)	(-39,-5)
(14,14)	(21,21)	(-21,-21)	(-41,-5)
(15,15)	(22,22)	(-22,-22)	(-43,-5)
(16,16)	(23,23)	(-23,-23)	(-45,-5)
(17,17)	(24,24)	(-24,-24)	(-47,-5)
(18,18)	(25,25)	(-25,-25)	(-49,-5)
(19,19)	(26,26)	(-26,-26)	(-51,-5)
(20,20)	(27,27)	(-27,-27)	(-53,-5)
(21,21)	(28,28)	(-28,-28)	(-55,-5)
(22,22)	(29,29)	(-29,-29)	(-57,-5)
(23,23)	(30,30)	(-30,-30)	(-59,-5)
(24,24)	(31,31)	(-31,-31)	(-61,-5)
(25,25)	(32,32)	(-32,-32)	(-63,-5)
(26,26)	(33,33)	(-33,-33)	(-65,-5)
(27,27)	(34,34)	(-34,-34)	(-67,-5)
(28,28)	(35,35)	(-35,-35)	(-69,-5)
(29,29)		(-36,-36)	(-71,-5)
(30,30)		(-37,-37)	(-73,-5)
(31,31)		(-38,-38)	(-75,-5)
(32,32)		(-39,-39)	(-77,-5)
(33,33)		(-40,-40)	(-79,-5)
(34,34)		(-41,-41)	(-81,-5)
(35,35)		(-42,-42)	(-83,-5)
		(-43,-43)	(-85,-5)
		(-44,-44)	(-87,-5)
		(-45,-45)	(-89,-5)
		(-46,-46)	(-91,-5)
		(-47,-47)	(-93,-5)
		(-48,-48)	(-95,-5)
		(-49,-49)	(-97,-5)
		(-50,-50)	(-99,-5)
		(-51,-51)	(-101,-5)
		(-52,-52)	(-103,-5)
		(-53,-53)	(-105,-5)
		(-54,-54)	(-107,-5)
		(-55,-55)	(-109,-5)
		(-56,-56)	(-111,-5)
		(-57,-57)	(-113,-5)
		(-58,-58)	(-115,-5)
		(-59,-59)	(-117,-5)
		(-60,-60)	(-119,-5)
		(-61,-61)	(-121,-5)
		(-62,-62)	(-123,-5)
		(-63,-63)	(-125,-5)
		(-64,-64)	(-127,-5)
		(-65,-65)	(-129,-5)
		(-66,-66)	(-131,-5)
		(-67,-67)	(-133,-5)
		(-68,-68)	(-135,-5)
		(-69,-69)	(-137,-5)
		(-70,-70)	(-139,-5)
		(-71,-71)	(-141,-5)
		(-72,-72)	(-143,-5)
		(-73,-73)	(-145,-5)
		(-74,-74)	(-147,-5)
		(-75,-75)	(-149,-5)
		(-76,-76)	(-151,-5)
		(-77,-77)	(-153,-5)
		(-78,-78)	(-155,-5)
		(-79,-79)	(-157,-5)
		(-80,-80)	(-159,-5)
		(-81,-81)	(-161,-5)
		(-82,-82)	(-163,-5)
		(-83,-83)	(-165,-5)
		(-84,-84)	(-167,-5)
		(-85,-85)	(-169,-5)
		(-86,-86)	(-171,-5)
		(-87,-87)	(-173,-5)
		(-88,-88)	(-175,-5)
		(-89,-89)	(-177,-5)
		(-90,-90)	(-179,-5)
		(-91,-91)	(-181,-5)
		(-92,-92)	(-183,-5)
		(-93,-93)	(-185,-5)
		(-94,-94)	(-187,-5)
		(-95,-95)	(-189,-5)
		(-96,-96)	(-191,-5)
		(-97,-97)	(-193,-5)
		(-98,-98)	(-195,-5)
		(-99,-99)	(-197,-5)
		(-100,-100)	(-199,-5)

# Term of Use

Copyright © Qiang Ma

All rights reserved by the author.

# Credits

I draw all the clipart myself for all the products in my store.

Thank you so much and I hope you enjoy this lesson.

**Qiang Ma** 

**Let children be engaged, challenged, and shine!**

*Thank you  
for using this lesson!*