


# Coordinate Graphing


Chinese Character: **FORTUNE**

**Include 1st Quadrant and 4 Quadrants**

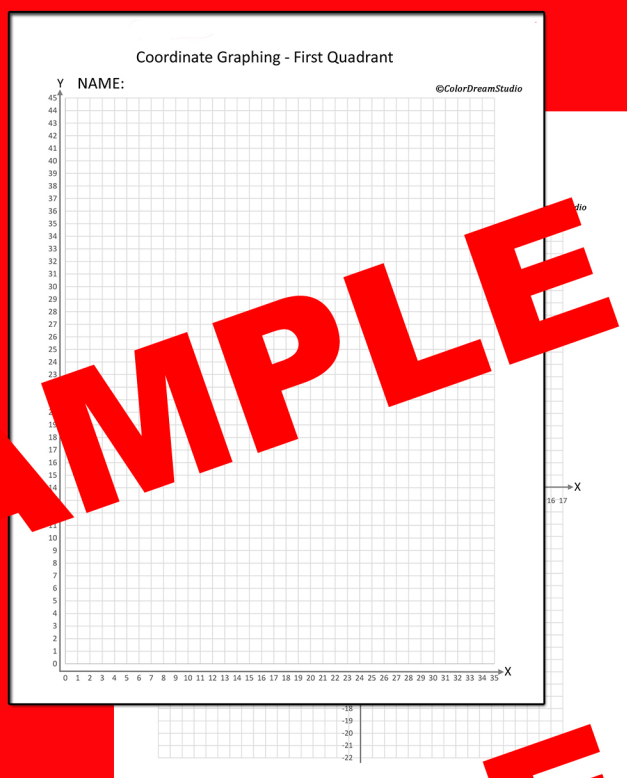
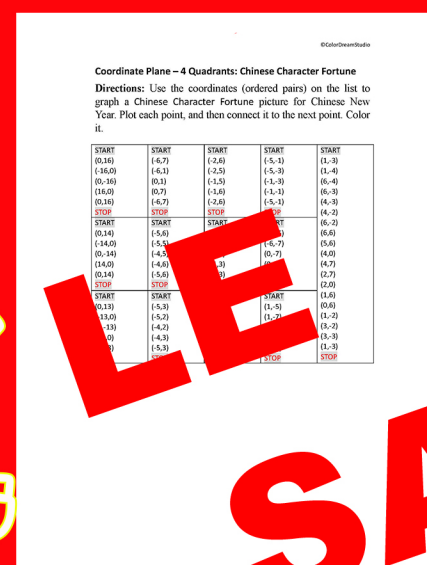


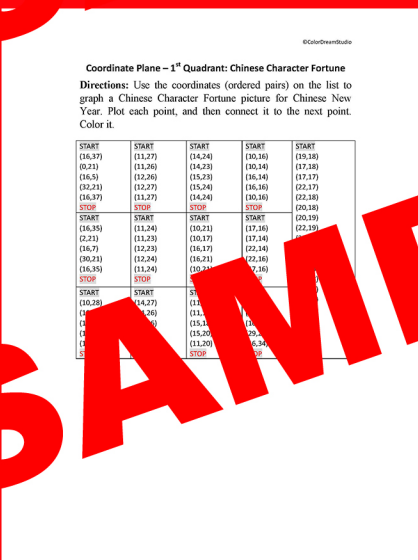


Coordinate Graphing - First Quadrant



Coordinate Graphing - Four Quadrants



**Math is fun! Graphing is fun!**



# FOUR quadrants worksheet

The figure shows a large grid with a red 'SAMPLE' watermark. The grid has a vertical axis labeled 'Y' from 0 to 35 and a horizontal axis labeled 'X' from 0 to 35. The grid is divided into four quadrants by a vertical line at X=17.5 and a horizontal line at Y=17.5. The top-left quadrant is labeled 'START' and the bottom-right quadrant is labeled 'STOP'.