

# Color by Code

## Add & Subtract

### within 10 & 20

@ColorDreamStudio



# Be My Easter Math Facts

# **Be My Easter Color by Code**

## **Add and Subtract within 10 & 20**

**This Easter theme Addition and Subtraction within 10 & 20 Unit includes 8 Sets of individual worksheets. Each set includes a student's version and a teacher's version. There are over 200 problems in all. Students really need to work the math to figure out each color. Use for Easter, or any time of the year. Prep Free! Differentiated!**

- **Set 1: Number Words 0 to 100**
- **Set 2: Add to 10**
- **Set 3: Subtract within 10**
- **Set 4: Add to 20**
- **Set 5: Subtract within 20**
- **Set 6: Doubles, Double+1, Double+2**
- **Set 7: Add 3 Numbers to 20**
- **Set 8: Add and Subtract Multiples of 10**

## Color by Code

## Color by Code

A large, colorful geometric pattern, possibly a quilt or a decorative wall hanging, featuring a central green circle with black outlines. The circle is surrounded by various colored triangles and polygons, each containing a math problem. A large red "SAMPLE" watermark is overlaid diagonally across the image.

**Math Problems in the Pattern:**

- Top Left:**  $0+2$ ,  $5+3$ ,  $3+4$ ,  $2+0$ ,  $0+1$ ,  $8+2$ ,  $1+6$ ,  $0+3$ ,  $1+7$
- Top Center:**  $2+3$ ,  $5+1$ ,  $2+1$ ,  $2+6$
- Top Right:**  $6+2$ ,  $4+2$ ,  $1+2$ ,  $1+3$ ,  $6+3$ ,  $3+7$ ,  $1+8$ ,  $2+5$ ,  $4+4$ ,  $5+0$ ,  $3+1$ ,  $3+0$ ,  $7+0$ ,  $1+5$ ,  $1+9$
- Center:**  $4+1$ ,  $2+2$ ,  $2+4$ ,  $3+6$ ,  $0+1$ ,  $4+6$ ,  $0+0$ ,  $1+0$ ,  $4+5$ ,  $1+0$

## Color by Code

## Color by Code


A colorful geometric pattern of numbers from 1 to 99 arranged in a circular, mosaic-like design. The numbers are placed within various colored shapes (triangles, quadrilaterals, etc.) that form a larger circular shape. A large, bold, red 'SAMPLE' watermark is overlaid diagonally across the center of the image.



## Color by Code

Directions: Color the picture using the code below.


Green Light 0	Orange 2	Pink 4	Blue Light 6	Purple 8
Red 1	White 3	Green Dark 5	Blud Dark 7	Yellow 9



## Color by Code

Directions: Color the picture using the code below.

Green Light 0	Orange 2	Pink 4	Blue Light 6	Purple 8
Red 1	White 3	Green Dark 5	Blud Dark 7	Yellow 9



Name: \_\_\_\_\_

## Color by Code

Directions: Color the picture using the code below.

Green Light 18	Orange 13	Pink 15	Blue Light 12	Purple 19
Red 11	Yellow 14	Green Dark 16	Blud Dark 17	Brown 20

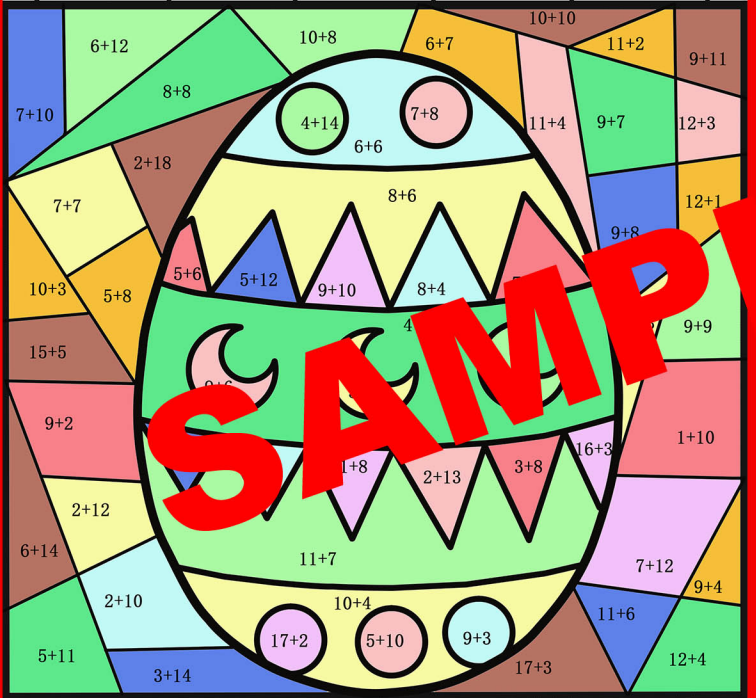


Name: \_\_\_\_\_

## Color by Code

Directions: Color the picture using the code below.

Green Light 18	Orange 13	Pink 15	Blue Light 12	Purple 19
Red 11	Yellow 14	Green Dark 16	Blud Dark 17	Brown 20






Name: \_\_\_\_\_

## Color by Code

Directions: Color the picture using the code below.

Green Light 0, 20	Orange 3, 6	Pink 5, 14	Blue Light 9, 15	Purple 11, 16
Red 2, 8	Yellow 4, 17	Green Dark 7, 13	Blud Dark 10, 19	Brown 18




Name: \_\_\_\_\_

## Color by Code

Directions: Color the picture using the code below.

Green Light 0, 20	Orange 3, 6	Pink 5, 14	Blue Light 9, 15	Purple 11, 16
Red 2, 8	Yellow 4, 17	Green Dark 7, 13	Blud Dark 10, 19	Brown 18



Name: \_\_\_\_\_

## Color by Code

Directions: Color the picture using the code below.

Green Light 1, 11	Orange 3, 13	Pink 5, 15	Blue Light 7, 17	Purple 9, 19
Red 2, 12	Yellow 4, 14	Green Dark 6, 16	Blud Dark 8, 18	Brown 0, 10, 20




Name: \_\_\_\_\_

## Color by Code

Directions: Color the picture using the code below.

Green Light 1, 11	Orange 3, 13	Pink 5, 15	Blue Light 7, 17	Purple 9, 19
Red 2, 12	Yellow 4, 14	Green Dark 6, 16	Blud Dark 8, 18	Brown 0, 10, 20




# Color by Code

Name: \_\_\_\_\_

Directions: Color the picture using the code below.

Green Light 0, 100	Orange 20	Pink 40	Blue Light 60	Purple 80
Red 10	Yellow 30	Green Dark 50	Blud Dark 70	Brown 90




# Color by Code

Name: \_\_\_\_\_

Directions: Color the picture using the code below.

Green Light 0, 100	Orange 20	Pink 40	Blue Light 60	Purple 80
Red 10	Yellow 30	Green Dark 50	Blud Dark 70	Brown 90

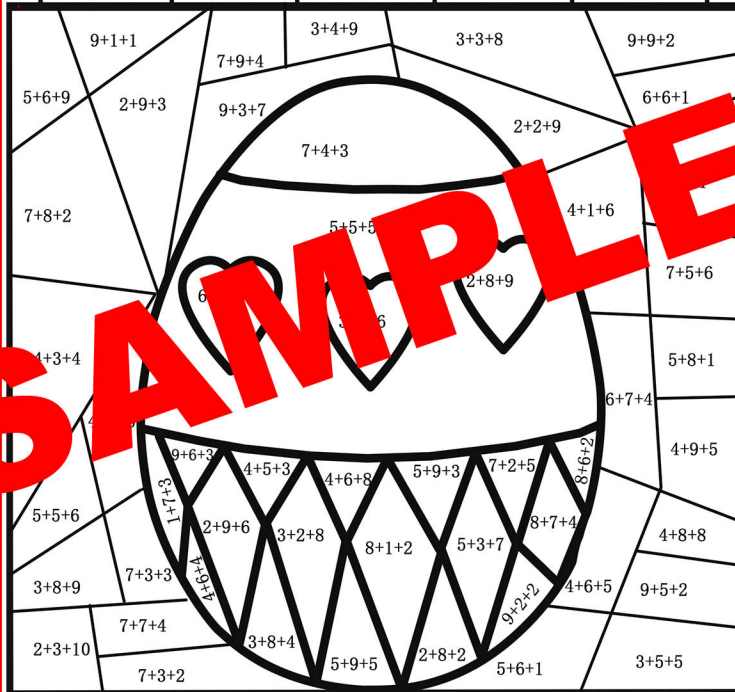


# Color by Code

Name: \_\_\_\_\_

Directions: Color the picture using the code below.

Green Light 11	Orange 13	Pink 15	Blue Light 17	Purple 19
Red 12	Yellow 14	Green Dark 16	Blud Dark 18	Brown 20

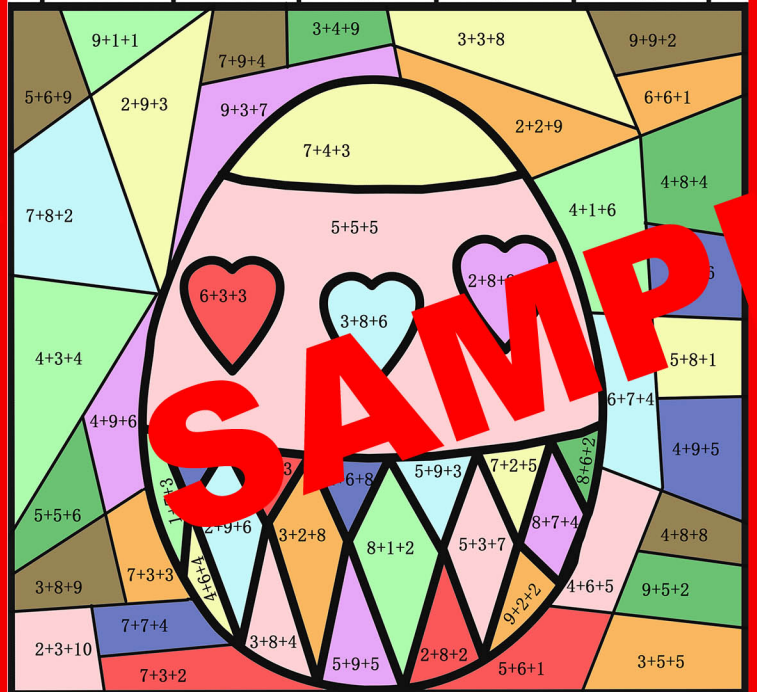


# Color by Code

Name: \_\_\_\_\_

Directions: Color the picture using the code below.

Green Light 11	Orange 13	Pink 15	Blue Light 17	Purple 19
Red 12	Yellow 14	Green Dark 16	Blud Dark 18	Brown 20





# Terms of Use

Copyright ©ColorDreamStudio

All rights reserved by the author.

Permission to copy for classroom use only.

Electronic distribution limited to classroom use only.

Thank you so much and I hope you enjoy this lesson.

Check out my store

<https://www.teacherspayteachers.com/Store/ColorDreamStudio>

for more lessons to help your students have fun while learning!

- Comments, suggestions, feedback and questions always welcomed!
- Each time you give feedback, TPT gives you feedback credits that you use to lower the cost of your future purchases. I value your feedback greatly!
- Be sure to click on the green ★ to follow me for updates and new product announcements!